


step into a...

your approved
stockist



new era elegant, affordable & luxurious showering

New Era Showers, PO Box 1083, Nelson, BB9 4EH

Telephone: 0845 2579030
Fax: 0845 2579040

Version 2 January 2009



new era

elegant, affordable & luxurious showering

step into... sophistication

Introducing the New Era range of shower enclosures.

Combining a sophisticated minimalist style and the highest quality, the range features four quadrants and a slider which are designed for a luxurious showering experience to invigorate the mind and body.

The New Era range is elegant and beautifully crafted, a promise which comes as standard with each enclosure.

- New Era enclosures are designed to give you a beautiful shower with endless great features to benefit you
- Style - New Era's minimalist frame means the enclosure exudes a simple, timeless style, with chrome frame and clear glass.
- Convenience - New Era enclosures are simple to install, and with spring loaded bottom door runners, easy to keep clean.
- Flexibility - enclosures can be fitted in either a left or right hand corner to suit your requirements
- Assurance - **lifetime** guarantee to give you peace of mind
- Functionality - secure magnet closing mechanism for ease of use and cushioned watertight seals to prevent leaks

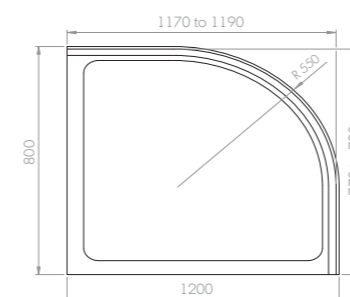
Quadrant 1200 x 800



Features:

- Lifetime guarantee
- Spring loaded bottom runners
- Adjustable top runners
- 6mm glass
- Magnetic cushioned seals
- Chrome frame clear glass
- Colour match chrome top caps
- Safety glass BSEN12150-1

1200mm x 800mm



| Quadrant 1200mm x 800mm | | |
|-------------------------|---------------|---|
| Colour | Price Inc VAT | Adjustment |
| Chrome | £681.10 | 1170 to 1190 770 to 790 Radius 550mm Overall height 1850mm |

new
era elegant, affordable & luxurious showering

Quadrant 1000 x 800



Features:

- Lifetime guarantee
- Spring loaded bottom runners
- Adjustable top runners
- 6mm glass
- Magnetic cushioned seals
- Chrome frame clear glass
- Colour match chrome top caps
- Safety glass BSEN12150-1

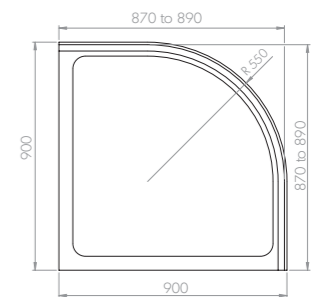
Quadrant 900 x 900



Features:

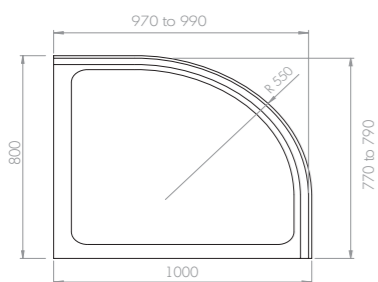
- Lifetime guarantee
- Spring loaded bottom runners
- Adjustable top runners
- 6mm glass
- Magnetic cushioned seals
- Chrome frame clear glass
- Colour match chrome top caps
- Safety glass BSEN12150-1

900mm x 900mm



| Quadrant 900mm x 900mm | | |
|------------------------|---------------|---|
| Colour | Price Inc VAT | Adjustment |
| Chrome | 518.94 | 870 to 890 Radius 550mm Overall height 1850mm |

1000mm x 800mm



| Quadrant 1000mm x 800mm | | |
|-------------------------|---------------|---|
| Colour | Price Inc VAT | Adjustment |
| Chrome | £653.30 | 970 to 990 770 to 790 Radius 550mm Overall height 1850mm |

new
era

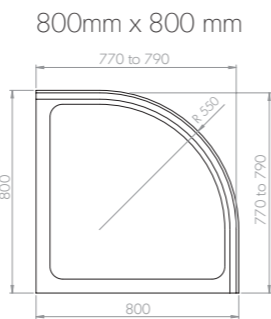
elegant, affordable & luxurious showering

Quadrant 800 x 800



Features:

- Lifetime guarantee
- Spring loaded bottom runners
- Adjustable top runners
- 6mm glass
- Magnetic cushioned seals
- Chrome frame clear glass
- Colour match chrome top caps
- Safety glass BSEN12150-1



| Quadrant 800mm x 800mm | | |
|------------------------|---------------|---|
| Colour | Price Inc VAT | Adjustment |
| Chrome | 518.94 | 770 to 790 Radius 550mm Overall height 1850mm |

1200 Slider

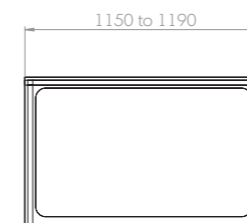


Slider with side panel

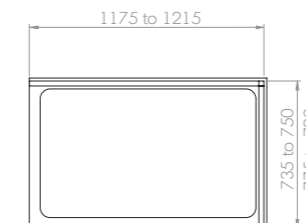
Features:

- Lifetime guarantee
- Spring loaded bottom runners
- Adjustable top runners
- 6mm glass
- Magnetic cushioned seal
- Chrome frame clear glass
- Colour match chrome top caps
- Safety glass BSEN12150-1

1200mm



Alcove



Slider with side panel

| 1200mm Slider | | |
|---------------|---------------|--|
| Colour | Price Inc VAT | Adjustment |
| Chrome | £532.84 | Alcove: 1150-1190mm With 1 side panel: 1175-1215mm Overall height 1850mm |

| Side panel | | |
|------------|---------------|--|
| Colour | Price Inc VAT | Adjustment |
| Chrome | £305.80 | 760: 735 to 750 Overall height 1850mm |
| Chrome | £305.80 | 800: 775 to 790 Overall height 1850mm |

Bi-Fold



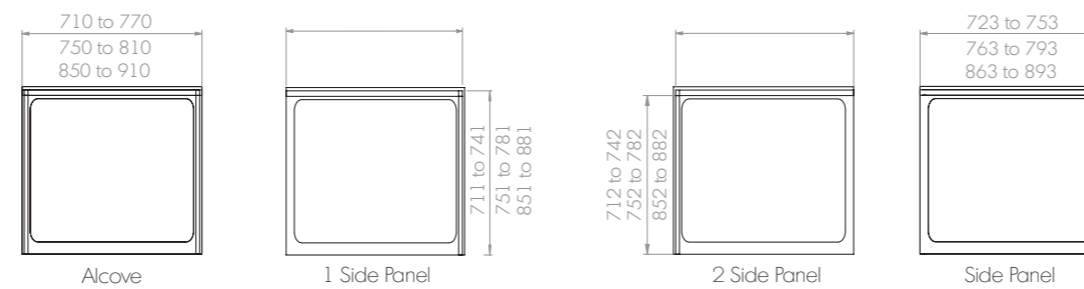
Features:

- Lifetime guarantee
- Spring loaded bottom runners
- Adjustable top runners
- 6mm glass
- Magnetic cushioned seals
- Chrome frame clear glass
- Colour match chrome top caps
- Safety glass BSEN12150-1

| Bi-Fold | | |
|---------|---------------|-------------------------------------|
| Size | Price Inc VAT | Adjustment |
| 760 | 481.87 | 710 to 700 Overall height 1850mm |
| 800 | 505.04 | 750 to 810 Overall height 1850mm |
| 900 | 556.00 | 850 to 910 Overall height 1850mm |

| Side Panel | | |
|------------|---------------|-------------------------------------|
| Size | Price Inc VAT | Adjustment |
| 760 | 305.80 | 723 to 753 Overall height 1850mm |
| 800 | 305.80 | 763 to 793 Overall height 1850mm |

Bi-Fold



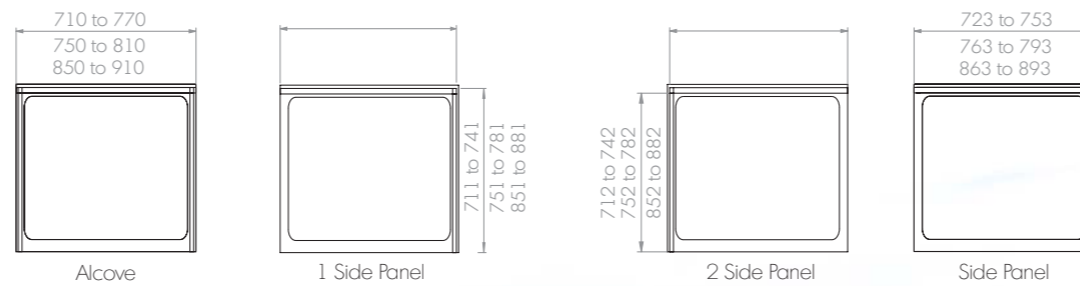
Pivot



Features:

- Lifetime guarantee
- Spring loaded bottom runners
- Adjustable top runners
- 6mm glass
- Magnetic cushioned seals
- Chrome frame clear glass
- Colour match chrome top caps
- Safety glass BSEN12150-1

Pivot



| Bi-Fold | | |
|---------|---------------|-------------------------------------|
| Size | Price Inc VAT | Adjustment |
| 760 | 361.40 | 710 to 700 Overall height 1850mm |
| 800 | 393.84 | 750 to 810 Overall height 1850mm |
| 900 | 417.00 | 850 to 910 Overall height 1850mm |

| Side Panel | | |
|------------|---------------|-------------------------------------|
| Size | Price Inc VAT | Adjustment |
| 760 | 305.80 | 723 to 753 Overall height 1850mm |
| 800 | 305.80 | 763 to 793 Overall height 1850mm |